

How to Sort and Dispose of Recyclable Items and Waste

※Use this pamphlet starting from April 2026.

Important announcement

Changes will take effect starting from April 2026.

Door-to-door collection of Combustible Waste will begin citywide. Collection days will change in some areas.

For details, see page 3.

There are **partial changes** to how **paper items** are disposed of.

For details, see page 15.

Collection of small rechargeable batteries, such as **lithium-ion batteries**, will be **expanded**.

For details, see page 24.



Kamakura Waste Info Lookup on the LINE messaging app is a convenient resource.

You can look up sorting rules, apply for large waste pickup, set alarms to prevent forgetting to put items out, and more. Notifications about recyclables and waste will also be sent out through this account, so we hope you will make use of it. Available only in Japanese.



My Household's Collection Days

Combustible Waste	<input type="checkbox"/>	<input type="checkbox"/>	Paper & Fabric Items	<input type="checkbox"/>
Food and Beverage Cans and Bottles	<input type="checkbox"/>		Non-Combustible Waste	<input type="checkbox"/>
Plastic Containers and Packaging	<input type="checkbox"/>		Hazardous/Toxic Waste	<input type="checkbox"/>
PET Bottles	<input type="checkbox"/>		Used Cooking Oil	<input type="checkbox"/>
Plant Trimmings	<input type="checkbox"/>		Plastic Goods	<input type="checkbox"/>

Check the collection days for your area and fill them in.

See the back cover for contact information for inquiries about sorting and collection of waste, and door-to-door collection.

Collection Days by District	1
Changes from April 1, 2026	3
Rules and Notices on Disposing of Items	5
Designated Collection Bags (Paid Bags)	6
Combustible Waste	7
Non-Combustible Waste	9
Plastic Containers and Packaging	11
Plastic Goods	13
Paper	15
Fabric Items	18
Plant Trimmings	19
Food and Beverage Cans and Bottles	21
PET Bottles	22
Used Cooking Oil	22
Hazardous/Toxic Waste	23
Large Waste	25
Recyclable Items and Waste Not Handled by the City	27
Small Rechargeable Batteries and Button Batteries with a Recycling Symbol	29

Collection Days by District

From April 1, 2026

Combustible
Waste

Non-Combustible
Waste

Plastic
Containers
and Packaging

Plastic Goods

Paper

Fabric Items

Plant
Trimblings

Food and
Beverage Cans
and Bottles

PET Bottles

Used
Cooking Oil


Hazardous/
Toxic Waste

Large Waste

Recyclable Items
and Waste Not
Handled by the City

District	Mon	Tue	Wed	Thu	Fri
Juniso, Jomyoji, Nikaidoh	Combustible Waste	Paper & Fabric Items (1st) Non-Combustible Waste (1st) Hazardous/Toxic Waste (1st) Used Cooking Oil (3rd) Plastic Goods	PET Bottles Plant Trimblings	Combustible Waste	Food and Beverage Cans and Bottles Plastic Containers and Packaging
Nishi Mikado, Yukinoshita, Ogigayatsu, Komachi, Onarimachi, Sasuke	Combustible Waste	Paper & Fabric Items (2nd) Non-Combustible Waste (2nd) Hazardous/Toxic Waste (2nd) Used Cooking Oil (4th) Plastic Goods	PET Bottles Plant Trimblings	Combustible Waste	Food and Beverage Cans and Bottles Plastic Containers and Packaging
Omachi, Zaimokuza	Combustible Waste	Paper & Fabric Items (3rd) Non-Combustible Waste (3rd) Hazardous/Toxic Waste (3rd) Used Cooking Oil (2nd) Plastic Goods	PET Bottles Plant Trimblings	Combustible Waste	Food and Beverage Cans and Bottles Plastic Containers and Packaging
Yuigahama, Sasamemachi	Combustible Waste	Food and Beverage Cans and Bottles Plastic Containers and Packaging	PET Bottles Plant Trimblings	Combustible Waste	Paper & Fabric Items (2nd) Non-Combustible Waste (2nd) Hazardous/Toxic Waste (2nd) Used Cooking Oil (4th) Plastic Goods
Hase Gokurakuji, Sakanoshita,	Paper & Fabric Items Plant Trimblings	Combustible Waste	PET Bottles (1st) Non-Combustible Waste (1st) Hazardous/Toxic Waste (1st) Used Cooking Oil (3rd) Plastic Goods	Food and Beverage Cans and Bottles Plastic Containers and Packaging	Combustible Waste
Inamuragasaki, Shichirigahama- higashi	Paper & Fabric Items Plastic Containers and Packaging	Combustible Waste	PET Bottles (1st) Non-Combustible Waste (1st) Hazardous/Toxic Waste (1st) Used Cooking Oil (3rd) Plastic Goods	Food and Beverage Cans and Bottles Plant Trimblings	Combustible Waste
Koshigoe (1- through 5-chome), Tsu-nishi	Plant Trimblings Plastic Containers and Packaging	Combustible Waste	Food and Beverage Cans and Bottles PET Bottles	Paper & Fabric Items (2nd) Non-Combustible Waste (2nd) Hazardous/Toxic Waste (2nd) Used Cooking Oil (3rd) Plastic Goods	Combustible Waste
Koshigoe (excluding 1- through 5-chome), Tsu, Shichirigahama	Plant Trimblings Plastic Containers and Packaging	Combustible Waste	Food and Beverage Cans and Bottles PET Bottles	Paper & Fabric Items (3rd) Non-Combustible Waste (3rd) Hazardous/Toxic Waste (3rd) Used Cooking Oil (1st) Plastic Goods	Combustible Waste
Nishi-kamakura, Kamakurayama	Paper & Fabric Items Plant Trimblings	Combustible Waste	PET Bottles (1st) Non-Combustible Waste (1st) Hazardous/Toxic Waste (1st) Used Cooking Oil (3rd) Plastic Goods	Food and Beverage Cans and Bottles Plastic Containers and Packaging	Combustible Waste
Kajiwara (excluding 1- through 5-chome), Terabun (excluding 1- through 3-chome)	Combustible Waste	Plant Trimblings Plastic Containers and Packaging	PET Bottles (4th) Non-Combustible Waste (4th) Hazardous/Toxic Waste (4th) Used Cooking Oil (2nd) Plastic Goods	Combustible Waste	Paper & Fabric Items Food and Beverage Cans and Bottles
Kamimachiya, Tebiro	Paper & Fabric Items Plant Trimblings	Combustible Waste	PET Bottles (2nd) Non-Combustible Waste (2nd) Hazardous/Toxic Waste (2nd) Used Cooking Oil (4th) Plastic Goods	Food and Beverage Cans and Bottles Plastic Containers and Packaging	Combustible Waste
Fueda, Tokiwa	Paper & Fabric Items Plant Trimblings	Combustible Waste	PET Bottles (3rd) Non-Combustible Waste (3rd) Hazardous/Toxic Waste (3rd) Used Cooking Oil (1st) Plastic Goods	Food and Beverage Cans and Bottles Plastic Containers and Packaging	Combustible Waste

※Some districts will have changes to their collection days starting from April 2026. Please see page 4 for details.

 Districts with changes to collection days starting from April 2026

Instructions by District
 Combustible Waste
 Non-Combustible Waste
 Plastic Containers and Packaging
 Plastic Goods
 Paper
 Fabric Items
 Plant Trimmings
 Food and Beverage Cans and Bottles
 PET Bottles
 Used Cooking Oil
 Hazardous/Toxic Waste
 Large Waste
 Recyclable Items and Waste Not Handled by the City

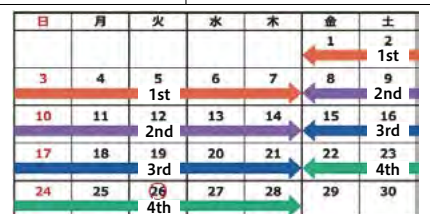
District	Mon	Tue	Wed	Thu	Fri
Kajiwara (1- through 5-chome), Terabun (1- through 3-chome), Yamasaki (Uguisuyama)	Combustible Waste	Plant Trimmings Plastic Containers and Packaging	PET Bottles (4th) Non-Combustible Waste (4th) Hazardous/Toxic Waste (4th) Used Cooking Oil (2nd) Plastic Goods	Combustible Waste	Paper & Fabric Items Food and Beverage Cans and Bottles
Yamanouchi	Combustible Waste	Plant Trimmings Plastic Containers and Packaging	Paper & Fabric Items PET Bottles	Combustible Waste	Food and Beverage Cans and Bottles (1st) Non-Combustible Waste (1st) Hazardous/Toxic Waste (1st) Used Cooking Oil (3rd) Plastic Goods
Dai (excluding 1- through 5-chome)	Paper & Fabric Items Plastic Containers and Packaging	Combustible Waste	Food and Beverage Cans and Bottles PET Bottles	Plant Trimmings (4th) Non-Combustible Waste (4th) Hazardous/Toxic Waste (4th) Used Cooking Oil (2nd) Plastic Goods	Combustible Waste
Kobukuroya	Combustible Waste	Plant Trimmings Plastic Containers and Packaging	Paper & Fabric Items PET Bottles	Combustible Waste	Food and Beverage Cans and Bottles (3rd) Non-Combustible Waste (3rd) Hazardous/Toxic Waste (3rd) Used Cooking Oil (1st) Plastic Goods
Yamasaki (excluding Uguisuyama), Dai (1- through 5-chome)	Paper & Fabric Items Plastic Containers and Packaging	Combustible Waste	Food and Beverage Cans and Bottles PET Bottles	Plant Trimmings (4th) Non-Combustible Waste (4th) Hazardous/Toxic Waste (4th) Used Cooking Oil (2nd) Plastic Goods	Combustible Waste
Ofuna (1- through 5-chome), Ofuna (excluding 1- through 5-chome)	Combustible Waste	Food and Beverage Cans and Bottles (3rd) Non-Combustible Waste (3rd) Hazardous/Toxic Waste (3rd) Used Cooking Oil (1st) Plastic Goods	PET Bottles Plant Trimmings	Combustible Waste	Paper & Fabric Items Plastic Containers and Packaging
Takano, Imaizumi, Imaizumi-dai	Combustible Waste	Food and Beverage Cans and Bottles (4th) Non-Combustible Waste (4th) Hazardous/Toxic Waste (4th) Used Cooking Oil (2nd) Plastic Goods	PET Bottles Plant Trimmings	Combustible Waste	Paper & Fabric Items Plastic Containers and Packaging
Iwase, Ofuna 6-chome	Combustible Waste	Food and Beverage Cans and Bottles (2nd) Non-Combustible Waste (2nd) Hazardous/Toxic Waste (2nd) Used Cooking Oil (4th) Plastic Goods	PET Bottles Plant Trimmings	Combustible Waste	Paper & Fabric Items Plastic Containers and Packaging
Okamoto	Food and Beverage Cans and Bottles Plant Trimmings	Combustible Waste	Paper & Fabric Items PET Bottles	Plastic Containers and Packaging (1st) Non-Combustible Waste (1st) Hazardous/Toxic Waste (1st) Used Cooking Oil (4th) Plastic Goods	Combustible Waste
Ueki	Food and Beverage Cans and Bottles Plant Trimmings	Combustible Waste	Paper & Fabric Items PET Bottles	Plastic Containers and Packaging (2nd) Non-Combustible Waste (2nd) Hazardous/Toxic Waste (2nd) Used Cooking Oil (4th) Plastic Goods	Combustible Waste
Tamanawa, Shiromeguri, Sekiya	Food and Beverage Cans and Bottles Plant Trimmings	Combustible Waste	Paper & Fabric Items PET Bottles	Plastic Containers and Packaging (3rd) Non-Combustible Waste (3rd) Hazardous/Toxic Waste (3rd) Used Cooking Oil (1st) Plastic Goods	Combustible Waste

How to check the monthly collection date

Note that "●st/nd/rd/th" means "the ●st/nd/rd/th occurrence of that day of the week in that month." Please note that it does not mean that day of the week that falls in that month's ●st/nd/rd/th week.

Examples shown in the calendar on the right.: "4th Tuesday" means the 26th (Tuesday).
 ※It is not the 19th (Tuesday).

※If you live on the border of a district, your collection day may not be the same as the one listed for your residential district. Please check the signage at the clean station you use.



Important announcement

Citywide door-to-door collection of Combustible Waste will begin

What is door-to-door collection?

This is a method in which each household puts its waste out on its own property facing the road, and collection staff collect it building by building.

Applies to Combustible Waste

For other items, as before, please put them out at the clean station (waste collection point).

How to put out Combustible Waste

※As before, put out Combustible Waste in designated collection bags. How to put out Combustible Waste differs for detached houses and apartment complexes.

For detached houses

Please put out Combustible Waste on your own property facing the road.

※Do not put it out on the road.



For apartment complexes

If you have a clean station on the premises

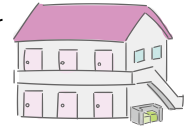
There is no change to the disposal method.

As before, please put out Combustible Waste at the clean station on the premises.



If you do not have a clean station on the premises

Please put out Combustible Waste at the new disposal location on the premises dedicated to door-to-door collection items.



For residents living in detached houses, please prepare a disposal container as a measure against animals, such as one with a lid that closes.

[Examples]



Please take some kind of measure to prevent your container from being blown away by the wind, such as by fixing the container in place or putting a weight inside the container.

Why switch to door-to-door collection?

Reducing various burdens associated with clean station collection

[Maintenance and management]

In some cases, the burden of cleaning and other maintenance for clean stations is concentrated on a small number of people. Even in places without current issues, in the future it may become difficult to adjust installation locations or manage them through a rotation system due to population aging or people moving in and out, etc.

[Burden of taking out waste]

For households with elderly individuals or infants, etc., taking waste out to a clean station located away from home is a burden. Also, due to diversification of lifestyles, some people find it difficult to take waste out during the designated time.

[Animal damage]

Animals such as crows and cats rummage through the waste and scatter it, making it necessary to clean the clean station.

[Illegal dumping]

With clean station collection, it is difficult to identify who put waste out, so it is not possible to thoroughly correct rule violations.



Further waste reduction

Because door-to-door collection makes it clear who put waste out, each person will become more aware of their responsibility to sort waste than before, so further waste reduction and recycling (resource recovery) can be expected.

2026 Changes from April 1

Collection days will change in some districts

With the implementation of door-to-door collection for Combustible Waste, collection days will be changed in order to improve collection efficiency and reduce expenses, and also so that the collection days for Combustible Waste and other item types do not overlap.

For more information about changes to collection days:



Item types with changes to collection days

District	Mon	Tue	Wed	Thu	Fri
Hase Gokurakuji, Sakanoshita,	Paper & Fabric Items Plant Trimmings	Combustible Waste	PET Bottles (1st) Non-Combustible Waste (1st) Hazardous/Toxic Waste (1st) Used Cooking Oil (3rd) Plastic Goods	Food and Beverage Cans and Bottles Plastic Containers and Packaging	Combustible Waste
Inamuragasaki, Shichirigahama-higashi	Paper & Fabric Items Plastic Containers and Packaging	Combustible Waste	PET Bottles (1st) Non-Combustible Waste (1st) Hazardous/Toxic Waste (1st) Used Cooking Oil (3rd) Plastic Goods	Food and Beverage Cans and Bottles Plant Trimmings	Combustible Waste
Kajiwara (excluding 1- through 5-chome), Terabun (excluding 1- through 3-chome)	Combustible Waste	Plant Trimmings Plastic Containers and Packaging	PET Bottles (4th) Non-Combustible Waste (4th) Hazardous/Toxic Waste (4th) Used Cooking Oil (2nd) Plastic Goods	Combustible Waste	Paper & Fabric Items Food and Beverage Cans and Bottles
Kajiwara (1- through 5-chome), Terabun (1- through 3-chome) Yamasaki (Uguisuyama)	Combustible Waste	Plant Trimmings Plastic Containers and Packaging	PET Bottles (4th) Non-Combustible Waste (4th) Hazardous/Toxic Waste (4th) Used Cooking Oil (2nd) Plastic Goods	Combustible Waste	Paper & Fabric Items Food and Beverage Cans and Bottles
Dai (excluding 1- through 5-chome)	Paper & Fabric Items Plastic Containers and Packaging	Combustible Waste	Food and Beverage Cans and Bottles PET Bottles	Plant Trimmings (4th) Non-Combustible Waste (4th) Hazardous/Toxic Waste (4th) Used Cooking Oil (2nd) Plastic Goods	Combustible Waste
Kobukuroya	Combustible Waste	Plant Trimmings Plastic Containers and Packaging	Paper & Fabric Items PET Bottles	Combustible Waste	Food and Beverage Cans and Bottles (3rd) Non-Combustible Waste (3rd) Hazardous/Toxic Waste (1st) Used Cooking Oil (1st) Plastic Goods
Okamoto	Food and Beverage Cans and Bottles Plant Trimmings	Combustible Waste	Paper & Fabric Items PET Bottles	Plastic Containers and Packaging (1st) Non-Combustible Waste (1st) Hazardous/Toxic Waste (1st) Used Cooking Oil (4th) Plastic Goods	Combustible Waste
Ueki	Food and Beverage Cans and Bottles Plant Trimmings	Combustible Waste	Paper & Fabric Items PET Bottles	Plastic Containers and Packaging (2nd) Non-Combustible Waste (2nd) Hazardous/Toxic Waste (2nd) Used Cooking Oil (4th) Plastic Goods	Combustible Waste
Tamanawa, Shiromeguri, Sekiya	Food and Beverage Cans and Bottles Plant Trimmings	Combustible Waste	Paper & Fabric Items PET Bottles	Plastic Containers and Packaging (3rd) Non-Combustible Waste (3rd) Hazardous/Toxic Waste (3rd) Used Cooking Oil (1st) Plastic Goods	Combustible Waste

Sorting and disposal methods will change

Collection of lithium-ion batteries will be expanded



For details, see page 24

How paper items are put out will partially change



For details, see page 15

Instructions
Collection Days
by District

Combustible
Waste

Non-Combustible
Waste

Plastic
Containers
and Packaging

Plastic Goods

Paper

Fabric Items

Plant
Trimmings

Food and
Beverage Cans
and Bottles

PET Bottles

Used
Cooking Oil

Hazardous/
Toxic Waste

Large Waste


Recyclable Items
and Waste Not
Handled by the City

Rules and Notices on Disposing of Items

1 Sort recyclable items and waste

Recyclable items or waste not sorted cannot be collected. The person responsible for the rejected waste is required to take it back and be sure to sort the waste before putting it out on the collection day for each item.

※Waste generated from business activities cannot be disposed of at household waste clean stations or via door-to-door collection



2 Confirm the type of collection bag

Be sure to put out "Combustible Waste" and "Non-Combustible Waste" in designated collection bags, respectively. If you do not use designated collection bags, then, in order to ensure fairness, it cannot be collected.

On other items, except Paper, Food and Beverage Cans and Bottles, and some of Hazardous/Toxic Waste, be sure to put in transparent or semi-transparent bags (up to 45L).



3 Take out waste by 8:30 a.m. on collection days

Collection times may change depending on road conditions on the day and changes in the collection system, so be sure to take waste out to a clean station by 8:30 a.m. on collection days. Please be punctual as items disposed of after this time will not be collected.



4 Confirm the waste amount

The maximum amount of recyclable items and waste that can be disposed of by a household per day is five bags or five bundles. If you dispose of a large amount all at once, it may obstruct the flow of traffic and pedestrians, and may not be collected in full. If you need to dispose of a large amount of waste because you are moving or tidying up, please check the collection days for each type of waste and plan accordingly.

5 Take waste out to your designated clean station

Clean stations are to be managed and maintained by the people who use them. Please follow the rules of the clean station you are using to dispose of recyclable items and waste. You are not allowed to dispose of recyclable items and waste at clean stations that you do not normally use, such as on your way to work or school.

If you do not know the right place, please confirm it with your neighbors or real estate agent.

If you see illegal dumping at a clean station, please contact the Environment Center.

Note!

From April 2026, "Combustible Waste" has transitioned to door-to-door collection for the entire city. Please note that the disposal locations and collection days may change. Please see page 3 for details.

6 Place items together with others like it

On days of the week when multiple types of items, such as Paper, are put out together, in order to enhance the efficiency of collection, please be careful that items put out before yours are still visible.



If waste put out in violation of the rules is left behind, it detracts from the cityscape and also causes inconvenience to those living near the clean station. Anyone who puts out waste in violation of the rules must collect it.



Designated Collection Bag (Paid Bag)

"Combustible Waste" and "Non-Combustible Waste" must be disposed of in separate designated collection bags with the openings tied shut. Items disposed of without using designated collection bags will not be collected. Additionally, designated collection bags that have had their shape altered (such as by cutting them) cannot be used.

Size and price of designated collection bags

Designated collection bags are sold at supermarkets, convenience stores, drugstores, and other stores in the city. There are 10 bags per set.

Stores that carry paid bags



Outer packaging (front)



※The bags have gussets 6 to 10 cm in width.

Size	A set of 10 pieces	Price per piece
5L (S) (42cm in length x 18 cm in width)	100 yen	10 yen
10L (M) (50cm in length x 26 cm in width)	200 yen	20 yen
20L (L) (60cm in length x 34 cm in width)	400 yen	40 yen
40L (LL) (75cm in length x 45 cm in width)	800 yen	80 yen

※Prices with tax included.

Items that can be disposed of without using the designated collection bags

■ Diapers, potty training pants, incontinence pads (see page 8)

Please remove soiled items, place them in a transparent or semi-transparent bag (up to 45L), and dispose of them so that garbage collectors can see that they are paper diapers/pads. The waste will not be collected if any other items besides paper diapers/pads are mixed in.

※This does not apply to paper diapers for pets. Please dispose of them in a designated collection bag.

■ Waste scattered at clean stations and waste from road cleaning

Waste scattered at clean stations by animals can be disposed of as cleaned up waste without using designated collection bags. Please sort the waste as much as possible and place them in transparent or semi-transparent bags (up to 45L). Write "SEISOU GOMI" (cleaned up waste) in large characters on bags and put them out on the collection day for each item type.

Exemption system in regard to designated collection bags

A certain number of designated collection bags will be issued free of charge to those who meet any of the following 1-5 conditions. However, if a household meets more than one of the conditions, extra bags will not be issued except for individuals who meet condition 5: "Individuals undergoing peritoneal dialysis at home or using an ostomy device."

For details, please check the information sent to the relevant persons, and, if you have any questions, contact the Resource Management Division.

1. Public assistance recipient household
2. Child rearing allowance recipient household
3. Special child rearing allowance recipient household
4. Qualified household for medical subsidy to single-parent families, etc.
5. Individuals undergoing peritoneal dialysis at home or using an ostomy device

Combustible Waste


From April 2026, "Combustible Waste" has transitioned to door-to-door collection for the entire city. Please note that disposal locations and collection days may change. Please see page 3 for details.

Food waste, wood products, dirty paper, etc.

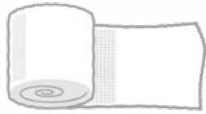
Food waste, sea shells, fruit pits/seeds



Wood products (disposable chopsticks, bamboo crafts, etc.)



Hygiene products (bandages, sanitary items)



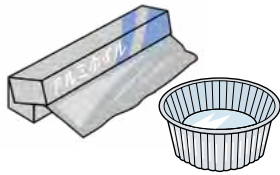
Dirty or odorous Paper items (tissue paper, pizza boxes, etc.)



Products for pet animals (pet sheets, toilet sand for pets)



Aluminum foil



Disposable body warmers and ice packs



Rubber/vinyl items, dirty plastic containers

Rubber/vinyl items, dirty plastic containers



Items not suitable as cloth items

Quilted items, raincoats, leather gloves



Pillows, cushions, Japanese sitting cushions, stuffed toys

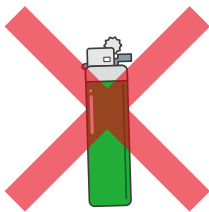


Shoes, boots, sneakers, slippers



Items measuring 50cm or more in length, width or height are classified as Large Waste.

✗ Items that cannot be collected as Combustible Waste

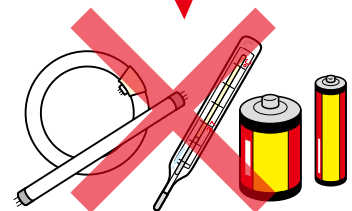


Disposable lighters
→Hazardous/Toxic Waste
(page 23)



Wooden cleaning tools measuring 50cm or more, wooden rod-shaped items measuring between 50cm and 1 m
→Specified Large Waste shaped like a rod, board, etc. (page 25)

Such items may cause the incineration facility to be shut down. Please be sure to dispose of batteries, fluorescent tubes, thermometers, and other products that have mercury as "Hazardous/Toxic Waste."



Items with mercury
→Hazardous/Toxic Waste (page 23)

Instructions

Put waste in a designated collection bag

① Tie the middle handles



② Tie the outside handles



③ Completed



If the item is less than 50cm and cannot fit into a 40L designated collection bag (LL size) due to its shape

You can attach a 40L designated collection bag to the item and put it out. As long as the total is 40L, such as two 20L bags (L size) or four 10L bags (M size), the bag size does not matter

Disposable diapers (excluding those for pets) and cleaning waste can be put out free of charge

Diapers, potty training pants, incontinence pads (for humans)

① Flush away dirt (solids) in a toilet.



② Put waste in a **transparent or semitransparent bag (up to 45L)** and tie off the top so that all of the waste is surely kept inside the bag.



③ Take the waste out on the collection day of Combustible Waste in a way that garbage collectors can see that they are paper diapers/pads.



The waste will not be collected if any other items are mixed in. This does not apply to paper diapers for pets. Please dispose of them in a designated collection bag.

Combustible Waste scattered by animals, etc., and roadcleaning waste

Waste scattered at clean stations by animals can be disposed of without using designated collection bags. Place such waste in **transparent or semi-transparent bags (up to 45L)** and write "SEISOU GOMI" (cleaned up waste) in large characters on them. All other waste should be sorted as much as possible and put out on the collection day for each item type.



Non-Combustible Waste

Ceramics



Ceramic bottles



Glassware



Metalware




※If broken, put out as "Hazardous/Toxic Waste (page 23)."

Umbrellas




Small household appliances



※Remove any batteries

Non-food and beverage cans and bottles



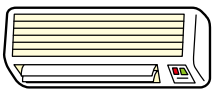
※Empty contents before disposing of these

Bottle lids, crown caps, metal lids and screw caps



Items measuring 50 cm or more in length, width or height are classified as Large Waste (some exceptions; see page 10).

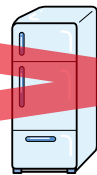
✗ Items that cannot be collected as Non-Combustible Waste



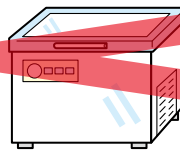
Air conditioners




TV sets



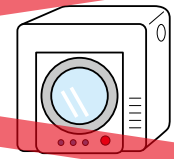
Refrigerators



Freezer

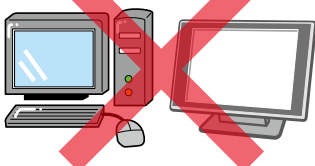


Laundry washers



Clothes driers

Items subject to the **Act on Recycling of Specified Kinds of Home Appliances** → Recyclable Items and Waste Not Handled by the City (page 27)



Computer equipment
→ Recyclable Items and Waste Not Handled by the City (page 28)



Soil & Stones
→ Recyclable Items and Waste Not Handled by the City (page 29)



Paint cans with content inside
→ Large waste shaped like a rod, board, etc. (page 25)

Instructions

Put waste in a designated collection bag

① Tie the middle handles



② Tie the outside handles



③ Completed



For products with batteries, please be sure to remove any batteries.

Dry cell batteries and lithium coin cell batteries (CR and BR) and small rechargeable batteries (such as lithium-ion batteries) are "Hazardous/Toxic Waste" (see pages 23 and 24).

If the item is less than 50cm and cannot fit into a 40L designated collection bag (LL size) due to its shape

You can attach a 40L designated collection bag to the item and put it out.
Any size bag is acceptable as long as the volume totals 40L, such as two 20L bags (L size) or four 10L bags (M size).



Items that can be disposed of at a clean station even if they measure more than 50cm

Rod-shaped metal items (umbrellas, walking sticks, brooms, rackets, rod-shaped items less than 1 m in length and less than 10cm in diameter, etc.)

These items can be disposed of by wrapping or tying a designated collection bag around them. You can put items together if you put out items of different types at the same time. Any size of designated collection bag is acceptable. You can dispose of up to 3 golf clubs (4 or more golf clubs will be classified as "Large Waste" (page 25).



Frying pans and tricycles, etc.

You can attach a 40L designated collection bag to the item and put it out.



Plastic Containers and Packaging


They have this mark on them.

The Plastic Mark is required for plastic containers and packaging in order to identify the material. It is on plastics that are no longer used after the product contained within was used (consumed) or taken out.


Plastic bags from stores, polyethylene bags, films



Cups and packages



Plastic bottles and cases

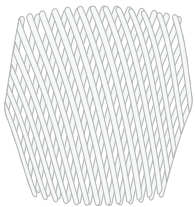
(excluding those with a PET Bottle mark  on them)




Tubes




Plastic net bags for fruits



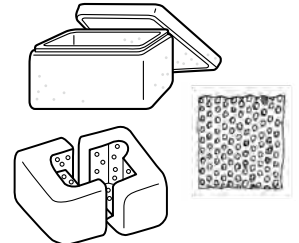
Lids and labels of bottles and tubes



Trays



Styrene foams
Air cushioning materials

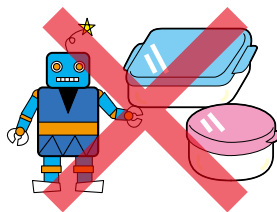


※Styrene foams can be put out as-is even if 50cm or longer.

✗ Items that cannot be collected as Plastic Containers and Packaging



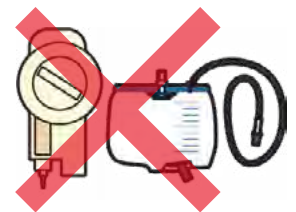
Items that have a PET Bottle mark on them
→PET Bottles (page 22)



Plastic products
→Plastic Goods (page 13)



Plastic used as a bag or wrapping material for items that are not products such as laundry bags, envelopes of direct mail, etc.
→Combustible Waste (page 7)



Needles and urine collection bags
→Home Medical Waste

Once a week: Transparent or semi-transparent bags (up to 45L)

Instructions

Place in transparent or semi-transparent bags (up to 45L)

Please remove food and other contaminants and dispose of items in transparent or semi-transparent bags (up to 45L).



After collection, the bags will be torn open and sorted. Because double-bagging interferes with work, please do not double-bag these items.



Sorting by hand

How much food/waste residue do I need to remove?

Food containers and packaging

Please remove food/waste residue so that no solids remain. Cut off the openings of tubes and other parts that are difficult to clean and dispose of them as "Combustible Waste."

There is no need to forcibly remove price label stickers and other such things that are difficult to remove.



Non-food containers and packaging and oil containers

There is no need to clean the inside. They should be emptied.




For containers with greasy dirt or strong smell

Containers with greasy dirt or strong smell such as retort packaging or container of curry and pickles containers should be taken out as "Combustible Waste."

- ! There is no need to thoroughly wash items using large amounts of water or detergent.



Most of the cost of recycling Plastic Containers and Packaging materials is borne by businesses. However, Kamakura City may bear the entire cost if the items are too dirty or have foreign contaminants (lighters, razors, etc.) as stated in the quality survey conducted by the Japan Containers and Packaging Recycling Association. We ask for your cooperation in thoroughly sorting items.



Foreign contaminants removed in intermediate treatment

Plastic Goods

Items made of plastic material

Bathtub covers



Buckets and bowls




Clear storage boxes



Sealed containers



CDs and cases

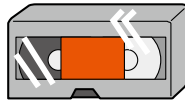


Items made of plastic and some other materials (metal, rubber, etc.)

Floppy disks



Videotapes



Cassette tapes



Hangers




Items made of silicone, urethane, or sponge material

Mats




Sponges



Plastic toys that do not use batteries or electricity

Blocks



Rails



Items measuring 50cm or more in length, width or height are classified as Large Waste (some exceptions; see page 14).

✗ Items that cannot be collected as Plastic Goods



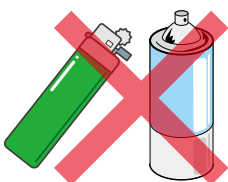
Unsanitary items
→ Combustible Waste (page 7)



Items made from polyvinyl chloride (PVC) (including soft vinyl dolls)
→ Combustible Waste (page 7)



Items that use electricity or batteries
→ Non-Combustible Waste (page 9)



Items that may cause explosions or other hazards
→ Hazardous/Toxic Waste (page 23)
→ Large Waste (page 25)



Items having a PET Bottle mark on them
→ PET Bottles (page 22)



Items having a plastic mark on them
→ Plastic Containers and Packaging (page 11)

Instructions

Place in transparent or semi-transparent bags (up to 45L)


Please remove food residue, sand, mud, etc. and place the items in a transparent or semi-transparent bag (up to 45L).

Items measuring less than 50cm in length with a shape that does not fit into a transparent or semi-transparent bag (up to 45L) may be disposed of directly at the clean station without being placed in a bag.

① Wash soil away.



Wash away sand and mud on plant pots and planters.



Stickers should be peeled off if possible.



② Place in transparent or semi-transparent bags (up to 45L).



※Items that are less than 50cm and do not fit in a bag can be disposed of as-is

You can also dispose of broken or worn-out items.



Disposal without putting the item in a bag because it does not fit:

Please write "SEIHIN PURASUCHIKKU" (Plastic Goods) on a piece of paper and attach it to the item/bag so that it is clear that the item is a Plastic Good.



Items that can be disposed of at a clean station, even if they measure 50cm or longer

Plastic rod-shaped items less than 1 m in length and less than 10cm in diameter

Rod-shaped items such as gardening poles that are less than 1 m in length and less than 10cm in diameter can be disposed of as Plastic Goods, even if they measure 50cm or longer

If the item's length measures 1 m or longer, it is classified as Large Waste shaped like a rod, board, etc. (page 25).

Bathtub covers and cleaning tools

Plastic bathtub covers and cleaning tools may be disposed of, even if they are over 50cm in length.

Items that can be disposed of in transparent or semi-transparent bags (up to 45L)


Urethane mats, pillows, etc. may be disposed of as Plastic Goods if they fit into a transparent or semi-transparent bag (up to 45L) and the opening can be tied off, even if they are over 50cm in length.

Paper (Mixed Paper)

Mixed Paper

From April 1, 2026, paperboard and kraft paper will be classified as “Mixed Paper.”

Office paper, copier paper, memo pads, sticky notes



Post cards and direct mails



Vouchers and receipts



Envelopes, brown envelopes, envelopes with windows



※Cellophane in envelopes with windows can be left on.


Cardboard tubes (less than 50cm)



Wrapping paper



Paper cups



Shredder paper



Photographs



※If 50cm or longer, it is classified as Large Waste shaped like a rod, board, etc. (page 25).


★ Notebooks



※You can dispose of notebooks with binder rings and staples without removing them.

★ Paperboard

(Gray paper with gray lining and cross-sections used for boxes, etc.)



※Paperboard and kraft paper have been changed to Mixed Paper


★ Kraft Paper

(Brown paper with brown lining and cross-sections used for wrapping paper, etc.)



★ Booklets and catalogs (Items without a spine)

(Items without a spine)




★ Items marked with ★ can also be put out tied in bundles with string. For details, see the bottom of page 16.

✗ Items that cannot be collected as Mixed Paper

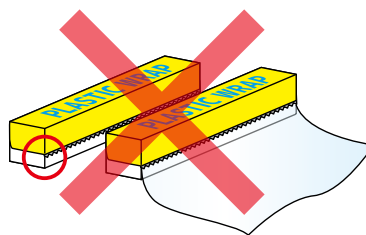


Dirty paper



Paper with iron-on transfer designs/prints (sublimation transfer paper / print paper)

→Combustible Waste (page 7)



Metal cutting edges

→Hazardous/Toxic Waste (page 23)



Do not put other materials such as metals together because it may cause a failure of machines. Cellophane in envelopes with windows, staples and other metal fixings, and tape attached to paper can be left on.

Instructions

Put into a paper bag and then close the opening with tape or staples



! Do not put the paper in plastic bags, as this may cause equipment to malfunction.

City Hall and branch offices have installed reuse boxes where you can take paper bags home.
※Bags may not always be in stock.
※If you have extra paper bags, please consider donating them.



Wrap in wrapping paper or a calendar, and then close the opening with tape or staples



- ※To prevent scattering during collection, wrap in a paper bag or wrapping paper before putting out.
- ※The bags and contents are recycled as-is without being opened in order to protect personal information.
- ※Can be put out even on rainy days.

★ Paperboard, kraft paper, notebooks, and pamphlets can also be put out tied in bundles with string.



※May be bundled together with magazines and used books.

× Paperboard items that cannot be put out tied in bundles (please put them out in a paper bag)

Papers coated in a color of gold, silver, or with vinyl



Items with vinyl film attached



※Items that are gold/silver/vinyl-coated, or items with vinyl film attached, should be put in a paper bag.


Paper

(Cardboard, Paper Cartons, Magazines, Old Books, Newspapers)

Once a week

Cardboard

Cardboard
(corrugated board)



Instructions

Bundle them with string.



Paper Cartons


Paper Cartons



※You can also dispose of items that are silver or brown on the inside as well as items that do not have the "paper pack" (paper carton) symbol. Plastic lids and drink container openings are classified as Plastic Containers and Packaging.

Instructions

Rinse the inside, cut the cartons open and dry them off, and then bundle them with string or rubber bands.



Magazines and Old Books

Magazines, old books,
catalogs with spine



Instructions

Bundle them with string.



Newspapers

Newspapers and
ad inserts



Instructions

Bundle them with string.



※All of the above can be put out even on rainy days.

Paper-item collection hub boxes

Seven collection boxes have been set up within Kamakura City where you can dispose of Paper items such as Cardboard, Magazines, Old Books, and Newspapers outside of the designated neighborhood collection days. Be sure to put them out tied in bundles with string.



Locations	Hours of use
Kamakura City Hall, Main Building (18-10 Onaricho, Kamakura-shi)	6:00 a.m. - 9:00 p.m.
Ofuna Fire Station, Imaizumi Branch (2-4-25 Imaizumi, Kamakura-shi)	
Koshigoe Administrative Center (864 Koshigoe, Kamakura-shi)	8:00 a.m. - 9:00 p.m. (until 5:00 p.m. on the last Monday of each month)
Fukasawa Administrative Center (111-3 Tokiwa, Kamakura-shi)	
Ofuna Administrative Center (2-1-26 Ofuna, Kamakura-shi)	
Tamanawa Administrative Center (2-16-3 Okamoto, Kamakura-shi)	
Kamakura Youth Center (912-1 Nikaidoh, Kamakura-shi)	9:00 a.m. - 5:00 p.m. (except the last Monday of each month)

※ Hours of use may change during the year-end/New Year period.


※ Mixed Paper and paper cartons cannot be put into these boxes. ※ Businesses cannot use these boxes.

Fabric Items

Once a week
Place in transparent or semi-transparent bags (up to 45L)

Items that can be put out even if torn

Clothing (shirts, sweaters, kimono, obi belts, socks, etc.), towels, blankets, sheets, window drapes, etc.



Items that can be put out as long as they are in reusable condition

Leather clothing and clothing with feather or cotton-based padding



Belts



Bags



Hats



Please leave buttons and zippers attached when you dispose of Fabric Items.



Any items that have mold growth, etc., and would soil other cloth items are Combustible Waste (page 7).

✗ Items that cannot be collected as Fabric Items



Items containing cotton or feathers



Items made of vinyl



Items that break when compressed



Leather items that are used together as a set



Shoes, slippers

→Combustible Waste (page 7)

Instructions Place in transparent or semi-transparent bags (up to 45L)

① Wash and dry before disposing.
※Leather clothing does not need to be washed.



② Place them in transparent or semi-transparent bags and tie off the top.



Please do not put Fabric Items out when it is raining.
Wet items will mold and cannot be recycled.

Plant Trimmings

Pruned tree branches

Grass, leaves/
raked leaves


Cut flowers

Bamboo
(stalks and leaves)


Palm fronds



✗ Items that cannot be collected as Plant Trimmings



Wood products
(including processed items
such as plywood boards
and bamboo crafts)



Highly toxic trees
such as oleander



Fruit pits/seeds
(pits/seeds from chestnuts,
persimmons, and plums, etc.)



Paper scraps



Gardening
supplies



Stones, soil

→ Recyclable Items and
Waste Not Handled by
the City (page 29)

→ Combustible Waste (page 7)



For items pruned by landscapers and other contractors, be sure to ask the contractor to take away the trimmings.
Individuals (customers) must not dispose of such trimmings.

Kamakura City distributes soil conditioner (chips) made from Plant Trimmings.

For residents, we distribute a soil conditioner (chips) made by recycling pruned tree and shrub trimmings. You may take home up to three bags (up to the equivalent of 45L each) at one time. (At the Plant Trimming Acceptance Site, you may take home as much as you like.)

When using the soil conditioner, mix it with 3 to 4 times as much soil, and then add an appropriate amount of fertilizer depending on the plants.


Distribution locations	Distribution hours
Plant Trimming Acceptance Site (1493-2 Sekiya, Kamakura-shi)	Mon.-Fri. (incl. public holidays) 8:30 a.m. - 11:30 a.m. / 1:00 p.m. - 4:30 p.m.
	Sat. (incl. public holidays) 8:30 a.m. - 11:30 a.m.
Kamakura City Hall, Main Building (18-10 Onaricho, Kamakura-shi)	Mon.-Fri. (excl. public holidays) 8:30 a.m. - 5:00 p.m.
Fueda Recycling Center (1-11-34 Fueda, Kamakura-shi)	
Koshigoe Administrative Center (864 Koshigoe, Kamakura-shi)	
Ofuna Citizen Farm (1969 Ofuna, Kamakura-shi)	

※Distribution hours may change during the year-end/New Year period.

Instructions

■ Place in transparent or semi-transparent bags (up to 45L)

Place in transparent or semi-transparent bags and tie off the top of the bag before putting them out.




- ※Wait until just before collection to bag the waste. This will prevent molding.
- ※Remove soil, and do not include foreign objects.

■ Tied with string

For each bundle, cut trimmings to be under 50cm long and 15cm thick, and tie them up with string before putting them out.



 You can make up to five disposals per household (such as 3 bags and 2 bundles) at clean stations at a time

You can bring them to the Plant Trimming Acceptance Site (for a fee)

After cutting them to 1.5m or less in length and 60cm or less in diameter, bring them directly. No advance reservation is required.

- ※For items pruned by landscapers and other contractors, be sure to ask the contractor to take away the trimmings



Address and phone number	Reception hours (incl. public holidays)	Handling charge
1493-2 Sekiya, Kamakura-shi 0467-45-0526	Mon.-Fri. 8:30 a.m. - 11:30 a.m. 1:00 p.m. - 4:30 p.m.	【Residents of Kamakura City】 (cash payment only) Up to 100kg: 100 yen per drop-off For portions exceeding 100kg: add 40 yen per 10kg Example: 120kg ... 180 yen
	Sat. 8:30 a.m. - 11:30 a.m.	【Businesses】 210 yen per 10kg

※Reception hours may change during the year-end/New Year period.


Food and Beverage Cans and Bottles

Once a week


Place in the container at the clean station

Food and beverage cans (aluminum and steel cans)

Beverage cans



Food cans



Pet food cans



Lids of cans




Food and beverage glass bottles

Bottles of alcoholic beverages, health drinks/tonics, and medicines



Seasoning bottles



※Items in which the cap and bottle are integrated are Non-Combustible Waste.

Request

Please return reusable bottles, such as beer bottles and sake/shochu bottles, to the retailer as much as possible.



✗ Items that cannot be collected as Food and Beverage Cans and Bottles



Non-food and beverage cans and bottles
→Non-Combustible Waste (page 9)



Plastic lids
→Plastic Containers and Packaging (page 11)



Bottle lids and caps
→Non-Combustible Waste (page 9)



Ceramic bottles
→Non-Combustible Waste (page 9)



Aerosol spray cans
→Hazardous/Toxic Waste (page 23)

Instructions

Place in the container at the clean station

① Wash with water or wipe



② Place in the container at the clean station



※Do not put in bags; place cans in the yellow container and bottles in the blue container.

PET Bottles

Once a week
Place in transparent or semi-transparent bags (up to 45L)



Applicable to bottles with a "PET" symbol




Beverages, alcoholic beverages, seasonings, etc.

✗ Items that cannot be collected as PET Bottles



Colored PET Bottles
→ Combustible Waste (page 7)

※ In Japan, transparent bottles are the standard, and colored bottles, which are common in products made overseas, cannot be recycled.



Caps and labels
→ Plastic Containers and Packaging (page 11)

Instructions Place in transparent or semi-transparent bags (up to 45L)

① Remove the caps and labels.



② Rinse the inside.



③ Lightly crush.



④ Place them in transparent or semi-transparent bags and tie off the top of the bag.



Used Cooking Oil

Once a month Put in PET Bottles



Vegetable or other plant-based oil (liquid)

✗ Items that cannot be collected as Used Cooking Oil



Solidified cooking oil
→ Combustible Waste (page 7)



Mineral oil
→ Recyclable Items and Waste Not Handled by the City (page 29)

Instructions Put in PET Bottles (preferably a 500 mL bottle)

① Prepare empty PET Bottles. Rinse the inside and remove their labels.



② Put the cooled oil into the PET Bottles and put on the caps.



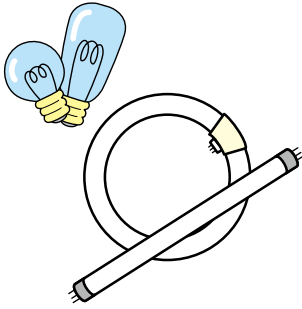
③ Write "SHOKUYO ABURA" (Cooking oil) on the PET Bottles using a marker.
※ Do not place them in bags.



※ Make sure to write SHOKUYO ABURA on the bottles. If not, they may be misidentified as tea bottles.
※ Please make sure that bottles will not roll over and be mixed with other waste.

Hazardous/Toxic Waste

Fluorescent tubes/light bulbs

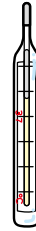


Instructions

Place them in their original boxes, or wrap them up with newspaper or other Paper and mark "KEIKOKAN" (fluorescent tube) or "DENKYU" (light bulb) on them.



Clinical thermometers, thermometers, blood pressure monitors, seal paste (made with mercury)



Instructions

Place in transparent or semi-transparent bags



- ❗ If mercury is exposed, be sure to use the following methods to dispose of the item.
 - ① Transfer the item to a sealable bottle using cardboard or a dustpan, making sure that you do not touch the mercury.
 - ② Put the item in a transparent bag and seal it.
 - ③ Write "SUGIN" (mercury) on the bag, and dispose of the item as Hazardous/Toxic Waste.

Aerosol spray cans, small gas cartridges (all liquid inside must be fully used up)



Instructions

Place in transparent or semi-transparent bags (up to 45L)



- ❗ Items that still have liquid inside are classified as Large Waste shaped like a rod, board, etc. (page 25).

Broken glassware/ceramics/mirrors, knives, etc.



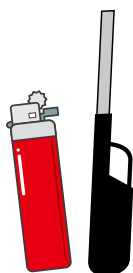
Instructions

Wrap in newspaper or other Paper and write "KIKEN" (hazardous) on them.



- ❗ There are no problems with knives as long as the blade portion is wrapped.

Cigarette lighters (disposable, metal), lighters for starting fires

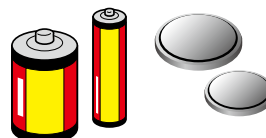


Instructions

Place in transparent or semi-transparent bags (up to 45L)



Dry-cell batteries Lithium coin batteries (CR/BR)



Instructions

Place in transparent or semi-transparent bags



- ❗ Apply cellophane tape to the terminal portions to insulate them.

Small rechargeable batteries such as lithium-ion batteries

From April 1, 2026, in addition to the previous eligible items (13 items), lithium-ion batteries, etc. under 50cm will also be collected on the day for Hazardous/Toxic Waste.

Eligible items from April 1, 2026

Expanded items

Lithium-ion batteries, etc. under 50cm

Batteries under 50cm that have been removed from electric bicycles, power tools, cordless vacuum cleaners, etc.

(Examples)



Device body with the battery removed

Under 50cm : Non-Combustible Waste
50cm or longer : Large Waste

Battery portion only
Hazardous/Toxic
Waste



! Only if the product is under 50cm and the battery cannot be removed may it be put out as-is as Hazardous/Toxic Waste. (Examples) Rechargeable game consoles and toys, wireless headphones, etc.

※ Swollen batteries and batteries (including the device) that are 50cm or longer cannot be put out at clean stations.

Previously eligible items (13 items)

- Lithium-ion batteries
- Ni-Cd batteries
- Nickel-metal hydride batteries
- Mobile batteries/power banks
- Handy fans (small portable fans)
- Wireless earphones
- Heated tobacco devices (main units)
- Electric toothbrushes
- Electric shavers
- Smartwatches
- Smartphones
- Feature phone batteries
- Button batteries (primary batteries)

Instructions

Place in transparent or semi-transparent bags (up to 45L)

① Use it until the battery runs out and discharge it



② Remove the battery from the device



③ Apply cellophane tape to the terminals to insulate them



④ Put it in a clear or semi-transparent bag and put it out at the clean station



※ Put in a bag separate from dry-cell batteries, etc.

※ For liquid batteries such as automotive batteries and items with a built-in battery that is 50cm or longer, please contact the Resource Management Division.

※ Lithium-ion batteries, Ni-Cd batteries, and nickel-metal hydride batteries with a recycling symbol can continue to be disposed of by placing them in collection boxes at retailers and home electronics stores, etc. (For details, see p. 29.)

For swollen small rechargeable batteries such as lithium-ion batteries, please bring them to Kamakura City Hall, Main Building, or the Fueda Recycling Center.



〈 Be sure to hand them directly to a staff member at the counter 〉

Eligible items

Swollen lithium-ion batteries and mobile batteries, etc., that are under 50cm

Drop-off locations

Limited to the following two locations.

- Kamakura City Hall, Main Building, 1st floor, Counter No.27 [Resource Management Division] (18-10 Onaricho, Kamakura City)
- Fueda Recycling Center, West Building, 2nd floor [Environmental Center] (1-11-34 Fueda, Kamakura City)

Large Waste

Instructions
Collection Days
by District

Combustible
Waste

Non-Combustible
Waste

Plastic
Containers
and Packaging

Plastic Goods

Paper

Fabric Items

Plant
Trimmings

Food and
Beverage Cans
and Bottles

PET Bottles

Used
Cooking Oil

Hazardous/
Toxic Waste

Large Waste

Recyclable Items
and Waste Not
Handled by the City

Instructions

1. Please measure the size (length, width, and height) of the item(s) before making a reservation.

Online reservations

Available 24 hours a day (except during maintenance periods)



You can apply for **up to five items** at a time when making a reservation online or by phone.

※If you do not have an eligible item, then please make a reservation by phone.

Reservations by phone

Call the Environment Center
(0467-53-8321)

Reception hours :Monday to Friday
(including holidays)
8:15am-5:00pm

※The phone reservation line tends to receive many calls, so during busy times, please use the convenient web reservation system.

2. Purchase stickers or bags (serves as the handling charge) before
Please purchase the correct stickers before the collection day for your reservation.

	① Large Waste	② Bulky Large Waste	③ Large Waste shaped like a rod, board, etc.	④ Specified Large Waste shaped like a rod, board, etc.
Handling charge	Large Waste Stickers: 600yen	Large Waste Stickers: 1,200yen	Large Waste Stickers: 300yen	Designated Collection Bags
Sales locations (within Kamakura City)	Post offices (1,200-yen stickers, 600-yen stickers, 300-yen stickers) Convenience stores (600-yen stickers, 300-yen stickers) Kamakura City Hall (4th floor shop in the main building) (600-yen stickers, 300-yen stickers)			Supermarkets Convenience stores Drugstores

※Please purchase stickers after making a collection reservation.

※Please keep the receipt for the Large Waste Sticker until the waste is collected.

On the day of collection

3. Please bring the Large Waste to the disposal location you registered by 8:30 a.m. on the pick-up day. (You do not need to be present when the item is collected).

① Large Waste

② Bulky Large Waste

③ Large Waste shaped like a rod, board, etc.

Please write your name clearly on the Large Waste Sticker, attach the sticker to the item, and dispose of it at the outdoor location within your property you selected when you made the reservation.



④ Specified Large Waste shaped like a rod, board, etc.

Please wrap a designated collection bag around the item or place it inside one, attach a piece of paper with your name clearly written on it, and dispose of the item at the outdoor location within your property you selected when you made the reservation.



Paid bags are acceptable as long as they are of a size that can be wrapped around the item or the item can be placed inside it.

※Items will not be collected if you attach a Large Waste Sticker with a lower handling charge than the charge designated for the type of item or if they are items other than those applied for.

※Garbage collectors do not remove items from indoor locations. Please put the item at outdoor location within your property by the day of collection.

※If you are unable to take the item outside or cannot take it out from your apartment building, please consult with a licensed Kamakura City general waste collection and transportation operator (service provided for a fee).

Advance reservation required / fee required Request collection

The following are eligible item types (examples).

① Large Waste (600yen/item)

Items with a size approximately over 50cm in length, width or height.




Furniture




Bicycles



Electric appliances



Futons



Carpets

② Bulky Large Waste (1,200yen/item)

Large Waste with a size approximately 1m or more in length, width or height, including the following 8 items:

- Furniture such as chests and shelves
(There are some exceptions. Please contact the Environment Center for details.)
- Beds, sofa beds (excluding spring mattresses)
- Chairs (for two or more)
- Tables (with a top area of over 1.2m²)
- Desks, drawing tables
- Organs, electric organs
- Steel stands or racks that are broken down and occupy an area of 1.65m² (about 1-tatami mat size) or over, and less than 3.3m² (about 2-tatami mat size).
- Health appliances such as massaging chairs




Disassembled furniture, etc. that is 50cm or longer is Large Waste or Bulky Large Waste.

③ Large Waste shaped like a rod, board, etc. (300yen/item (up to 3items of the same item are treated as one item))

【Rod-shaped items】

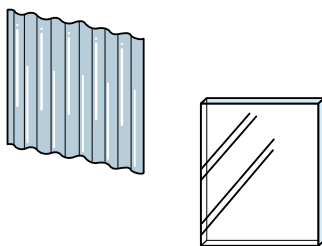
1 m or longer in length and less than 10 cm in diameter



Clothes drying poles, rectangular pieces of wood, etc.


【Board-shaped items】

50cm or more in length and less than 3 cm thick



Corrugated plates, plate glass, etc.

【Disposal items that are dangerous】



Cans that still have contents inside (gas, paint, etc.)

Dehumidifiers containing chlorofluorocarbon gas

④ Specified Large Waste shaped like a rod, board, etc. (wood, carbon-based) (paid bags)

【Items 50cm or longer】

(wrap a designated collection bag around them)

(items under 1m)

- Rulers (less than 10cm on other side)
- Bamboo sword (Shinai) and Wooden practice sword (Bokuto)
- Ladles, etc.



(1m or longer is also acceptable)

- Brooms
- Rackets
- Bats
- Canes, walking sticks
- Reed screens
- Bathtub cover
- Insect nets
- Fishing nets
- Cardboard tubes

【Special items under 50cm】

(place in a designated collection bag)

- Ski/snowboard boots (single items)
※If as a set with the board, they are Large Waste.

- Go boards, shogi boards (wooden items with legs)



Recyclable Items and Waste Not Handled by the City

Items subject to the Act on Recycling of Specified Kinds of Home Appliances

Air conditioners, televisions, refrigerators/freezers, and washing machines/clothes dryers cannot be collected by the city because they must be recycled by the manufacturer or other such parties in accordance with the Act on Recycling of Specified Kinds of Home Appliances.

A recycling fee will be charged for disposal of such items. The recycling fee varies depending on the manufacturer, so please check the website of the Home Appliance Recycle Coupon Center.

Inquiries

Association for Electric Home Appliances
Home Appliance Recycle Coupon Call Center
0120-319640



Air conditioners (including outdoor units)	Televisions	Refrigerators and freezers	Washing machines	Clothes dryers

Disposal method

Disposal method 1

Request pickup from the retailer (the store where you bought the product, or the store where you are replacing it with a new product)

Disposal method 2

Request collection and transportation from a company in the city that accepts Home Appliance Recycle Coupons.

Request pick-up and transportation of the item from a company that accepts Home Appliance Recycle Coupons among the licensed Kamakura City general waste collection and transportation operators. In addition to the recycling fee, a collection and transportation fee will be charged.

※Collection and transportation fees vary depending on the company.

Companies that accept Home Appliance Recycle Coupons	Address	Phone Number
Kamakura Waste Resources Cooperative	1-14-14-202, Yukinoshita, Kamakura-shi	0467-61-2355
Jinchu Unyu ※Only accepts waste you bring yourself	4-1-35, Omachi, Kamakura-shi	0120-37-1819
Chonan Syoten	5-2-8, Omachi, Kamakura-shi	0120-75-2172
TEKUNO TORANCE	6-2-5, Tebiro, Kamakura-shi	0120-94-0467

Disposal method 3

Take the item to the manufacturer's designated pick-up location yourself.

Buy a Home Appliance Recycle Coupon at a post office in advance, call the manufacturer's designated pick-up location, and bring the appliance to the location yourself. In addition to the recycling fee, a Home Appliance Recycle Coupon Transfer Fee will be charged.

When purchasing a Home Appliance Recycle Coupon, please bring a note confirming the name of the manufacturer of the appliance to be disposed of, the screen size for TVs, and the capacity for refrigerators and freezers.

Manufacturer's designated pick-up location	Address (January 2026)	Phone Number
Satou Co., Ltd., Recycling Department	1075 Hagazono, Chigasaki City	0467-84-6785
Chigasaki designated pick-up location of Seino Transportation Co., Ltd.	3886 Hagazono, Chigasaki City	0467-87-1305

※Post offices serve as payment counters, so if you have any questions, please contact the Home Appliance Recycle Coupon Call Center (0120-319640).

Disposal method 4

Request a specialized licensed business that complies with the Act on Recycling of Specified Kinds of Home Appliances.

Please request SG Moving Co., Ltd., which has concluded an agreement with the Association for Electric Home Appliances, to take it back. They can collect it from the installation location inside your home. In addition to the recycling fee, a collection/transportation fee will also be charged. For details, please check SG Moving Co., Ltd.'s website.

Inquiries

SG Moving Co., Ltd.
Kanagawa Sales
042-788-2833



Instructions Collection Days by District
 Combustible Waste
 Non-Combustible Waste
 Plastic Containers and Packaging
 Plastic Goods
 Paper
 Fabric Items
 Plant Trimmings
 Food and Beverage Cans and Bottles
 PET Bottles
 Used Cooking Oil
 Hazardous/ Toxic Waste
 Large Waste
 Recyclable Items and Waste Not Handled by the City

Computer equipment

Computer equipment cannot be collected by the city because the manufacturers recycle them in accordance with the Act on the Promotion of Effective Utilization of Resources.

Peripheral equipment such as printers, external hard drives, scanners, etc., other than standard equipment at the time of purchase may be disposed of as "Non-Combustible Waste (or as Large Waste for items larger than 50cm)."

Desktop computers	Laptops	CRT monitors
		
Computers with integrated CRT monitors	LCD monitors	Computers with integrated LCD monitors
		

Disposal method


Disposal method 1 Request collection from RenetJapanRecycle, Inc.

In July 2020, Kamakura City entered into an agreement with RenetJapanRecycle, Inc., a company approved by the Ministry of the Environment and the Ministry of Economy, Trade and Industry, for the recycling of small home appliances via home delivery service in order to properly recycle used computers and other items.

If the main body of the computer is included, there is no charge for the collection of one box (the total of the length + width + height must be 140cm or less and the weight must be 20 kg or less). Peripheral equipment such as printers and scanners can also be collected together. However, a fee will be charged if you request that the data be reset to its initial state.

For details, please visit the website of RenetJapanRecycle, Inc.

Inquiries RenetJapanRecycle, Inc. **0570-085-800**



Disposal method 2 Request collection from the computer manufacturer, etc.

Ask the manufacturer of the device to be disposed of to collect it. If your computer has a "PC Recycle" symbol, there is no collection fee. If it does not have a symbol, then there will be a collection and recycling fee.

If there is no manufacturer to collect the computer, please ask the PC3R Promotion Association to collect the computer for a fee.

Inquiries PC3R Promotion Association **03-5282-7685**



Spring mattresses/Spring sofa beds

Spring mattresses and spring sofa beds cannot be collected by the city because they are difficult to dispose of properly. Please ask the store where you purchased them to dispose of them. If it is difficult to dispose of them at the store where you purchased them, contact the Resource Management Division for a disposal company and request disposal for a fee.



Recyclable Items and Waste Not Handled by the City

Other

The following items cannot be collected by the city.

Please ask the store or a specialist to dispose of your waste. If you do not know where to do this, contact the Resource Management Division to ask about disposal companies and dispose of them for a fee.

Category	Items
Toxic Waste	Farm chemicals/lab chemicals, engine oil, battery acid, petroleum, kerosene, and similar items, and tires
Foul-Smelling Waste	Dirt
Hazardous Waste	Fire extinguishers/spray type fire extinguisher (filled), propane tanks
Infectious Waste	Medical waste with sharp edges
Extremely Oversized or Heavy Waste	Automobiles, motorbikes/motorcycles, tire wheels, electric 3- and 4-wheeled vehicles, watercrafts, pianos, farm machinery (threshers, etc.), water heaters (electric/solar-powered), fire-proof safes, bathtubs (excluding wooden tubs), refrigerators/freezers for business use, oil storages (over 90L), metal drums (over 200L)
Soil and stones	Concrete, soil, sand, rocks, bricks, blocks, tiles, and similar substances
Other	Bowling balls, various types of surfboards (surfing, windsurfing, bodyboarding)

Small rechargeable batteries and button batteries with a recycling symbol

Collection boxes for small rechargeable batteries, etc.

Small rechargeable batteries with a recycling symbol can also be disposed of by using them until the battery runs out, insulating them with cellophane tape, etc., and placing them in collection boxes installed at retailers, etc. However, items without a recycling symbol cannot be placed in collection boxes.



Small rechargeable batteries



Ni-Cd
Nickel-cadmium (Ni-Cd) batteries



Ni-MH
Nickel-metal hydride (NiMH) batteries



Li-ion
Lithium-ion (Li-ion) batteries

Look for these symbols



Button batteries

Stores with collection boxes	Address and phone number
Ito-Yokado Ofuna store	6-1-1, Ofuna, Kamakura-shi 0467-47-5211
KOHNAN Kamakura Ofuna store	1188-1, Okamoto, Kamakura-shi 0467-42-8301

※Collection boxes are also available at electronics stores, etc.

※For city collection of small rechargeable batteries, etc., please refer to page 24.

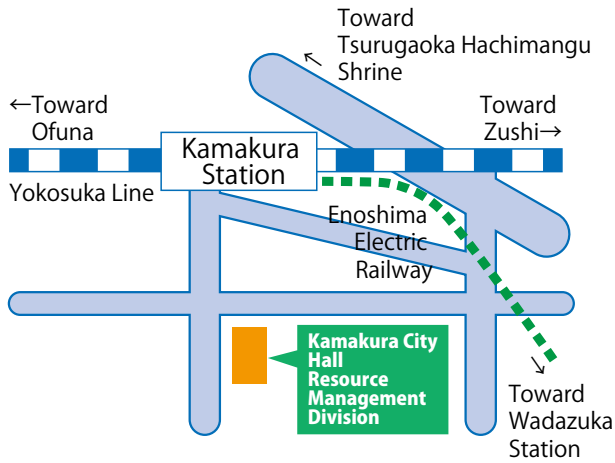


Small rechargeable batteries Button batteries

Reference Japan Portable Rechargeable Battery Recycling Center (JBRC) (03-6403-5673)
Battery Association of Japan (0120-266-205)

Facility location

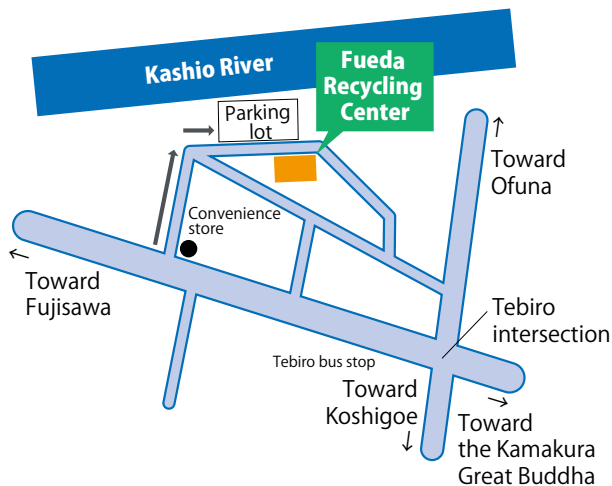
Kamakura City Hall (Resource Management Division)



18-10 Onaricho,
Kamakura-shi
(1st floor, Counter No. 27)
【TEL】 0467-61-3396

Fueda Recycling Center

(Environmental Center, Resource Management Division:
Door-to-Door Collection Unit / Business Waste Unit)



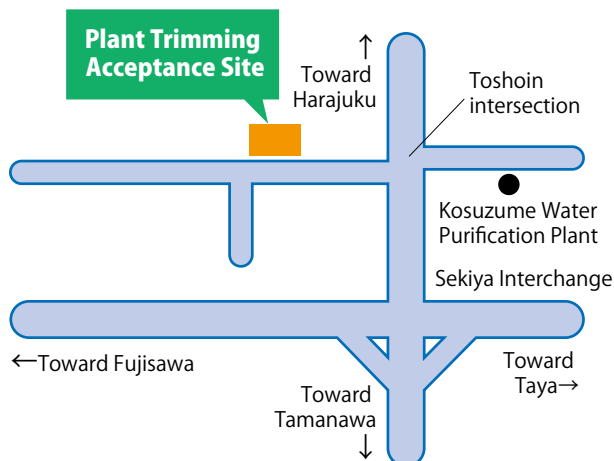
1-11-34 Fueda, Kamakura-shi
(West Building, 2nd floor)

【TEL】 Environmental Center 0467-53-8321

Door-to-Door Collection Unit 0467-40-5542

Business Waste Unit 0467-84-8706

Plant Trimming Acceptance Site



1493-2 Sekiya, Kamakura-shi
【TEL】 0467-45-0526

【Acceptance hours】

- Mon.-Fri. (incl. public holidays)
8:30 a.m. - 11:30 a.m.,
1:00 p.m. - 4:30 p.m.
- Sat. (incl. public holidays)
8:30 a.m. - 11:30 a.m.,

※ Some of the illustrations in this document are taken from the Ministry of Economy, Trade and Industry website.

【 List of contact information 】

Resource Management Division

- How to sort and dispose of recyclable items and waste (Resource Recycling Unit)
- Subsidy program for purchasing food waste disposal machines (Resource Management Unit)
☎ 0467-61-3396 ✉ gomi@city.kamakura.kanagawa.jp
- Waste from businesses (Fueda Office, Resource Management Unit)
☎ 0467-84-8706 ✉ gomi@city.kamakura.kanagawa.jp
- Door-to-door collection (Door-to-Door Collection Unit)
☎ 0467-40-5542 ✉ kobetsu@city.kamakura.kanagawa.jp

※The Resource Recycling Division changed its name to the Resource Management Division effective April 1, 2026.

Environment Center

- Collection of recyclable items and waste (excl. Combustible Waste)
※For Combustible Waste, contact the Resource Management Division, Door-to-Door Collection Unit.
 - Reservations and inquiries for Large Waste, etc. (page 25)
 - Clean stations
 - Loan of anti-crow nets
 - Special waste collection for the elderly, people with disabilities, etc.
 - Animal remains
- ☎ 0467-53-8321
✉ imaizumi-cc@city.kamakura.kanagawa.jp

FY2026 edition
How to sort and dispose of recyclable items and waste
Publisher: Resource Management Division, City of Kamakura

Issued in April 2026